

Committee: Planning Applications Sub Committee
Date: 25 July 2006

Report of: Interim Director of Environmental Services

Contact Officer: Reg Jupp
Designation: Principal Administrative Officer **Tel:** 020 8489 5169

Report Title:
Development Control, Building Control Statistics and Planning Enforcement Work Report.

1. PURPOSE:

To advise Members of performance statistics on Development Control, Planning Enforcement and Building Control.


2. SUMMARY:

Summarises decisions taken within set time targets by Development Control and Planning Enforcement work since the 26 June 2006 Committee meeting and Building Control for June 2006.

3. RECOMMENDATIONS:

That the report be noted.

Report Authorised by:


.....
Shifa Mustafa
Assistant Director Planning, Environmental Policy
& Performance

DEVELOPMENT CONTROL PERFORMANCE STATISTICS

BEST VALUE INDICATOR BV109 - DETERMINING PLANNING APPLICATIONS

June 2006 Performance

In June 2006 there were 141 planning applications determined, with performance in each category as follows -

50% of major applications were determined within 13 weeks (1 out of 2)

93% of minor applications were determined within 8 weeks (27 out of 29 cases)

93% of other applications were determined within 8 weeks (102 out of 110 cases)

For an explanation of the categories see Appendix I

Year Performance – 2006/07

In 2006/07 up to the end of June there were 502 planning applications determined, with performance in each category as follows -

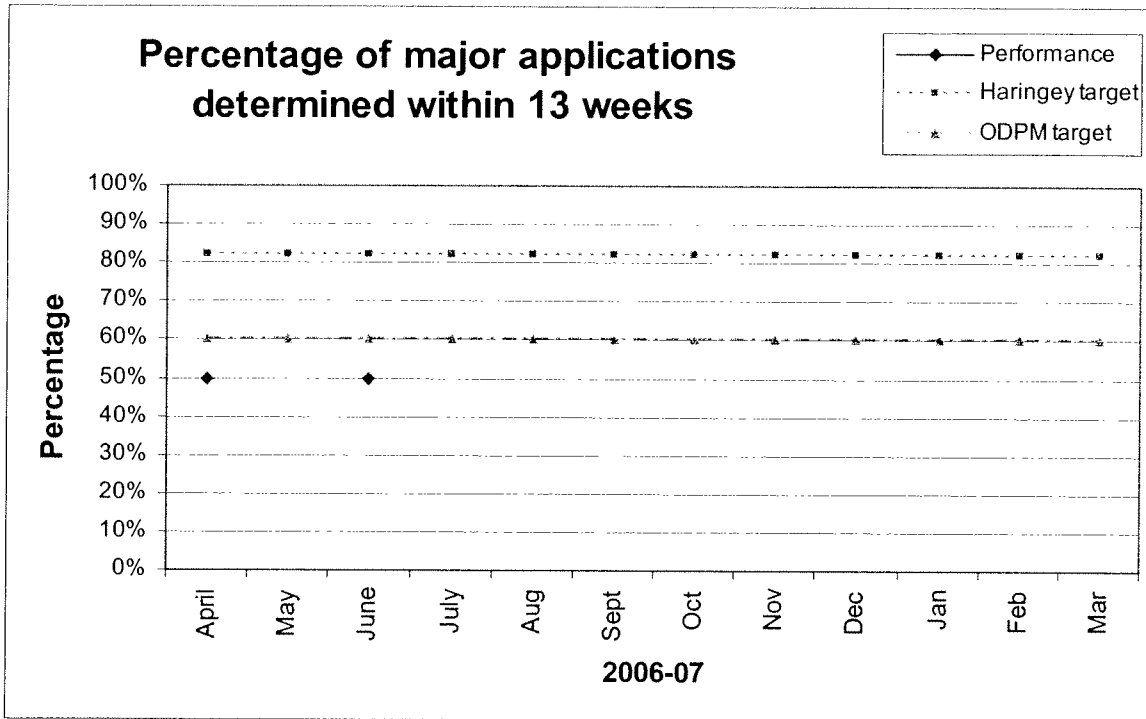
50% of major applications were determined within 13 weeks (2 out of 4 cases)

92% of minor applications were determined within 8 weeks (123 out of 134 cases)

94% of other applications were determined within 8 weeks (341 out of 364 cases)

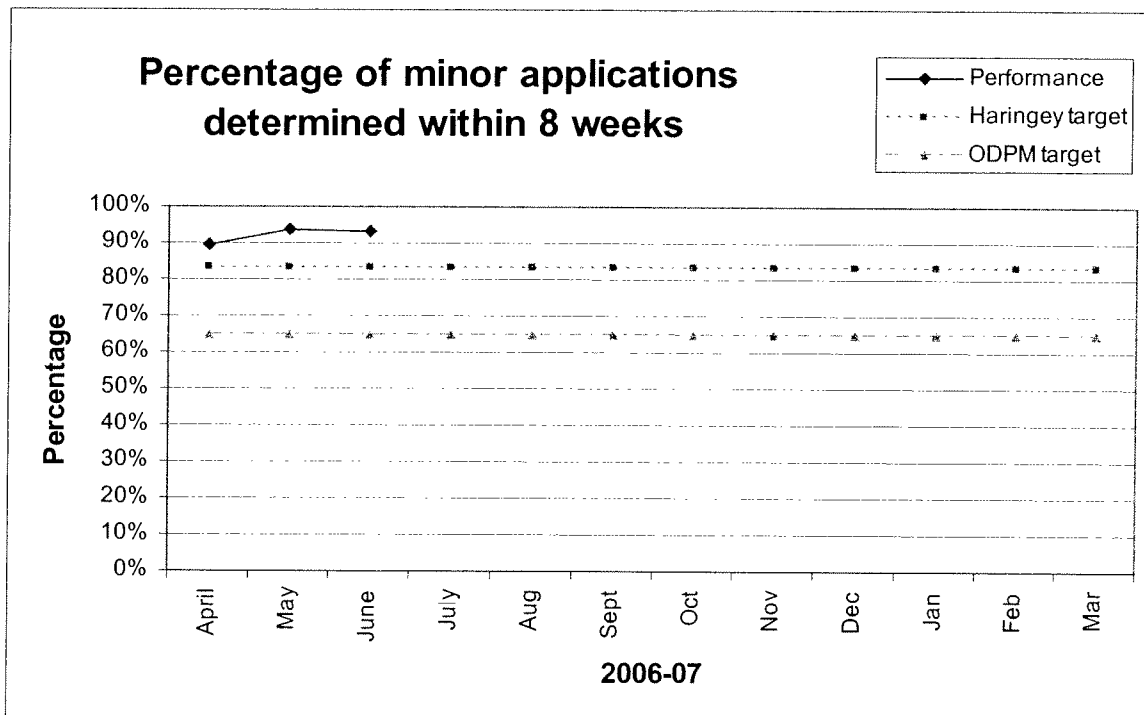
The monthly performance for each of the categories is shown in the following graphs:

Major Applications 2006/07

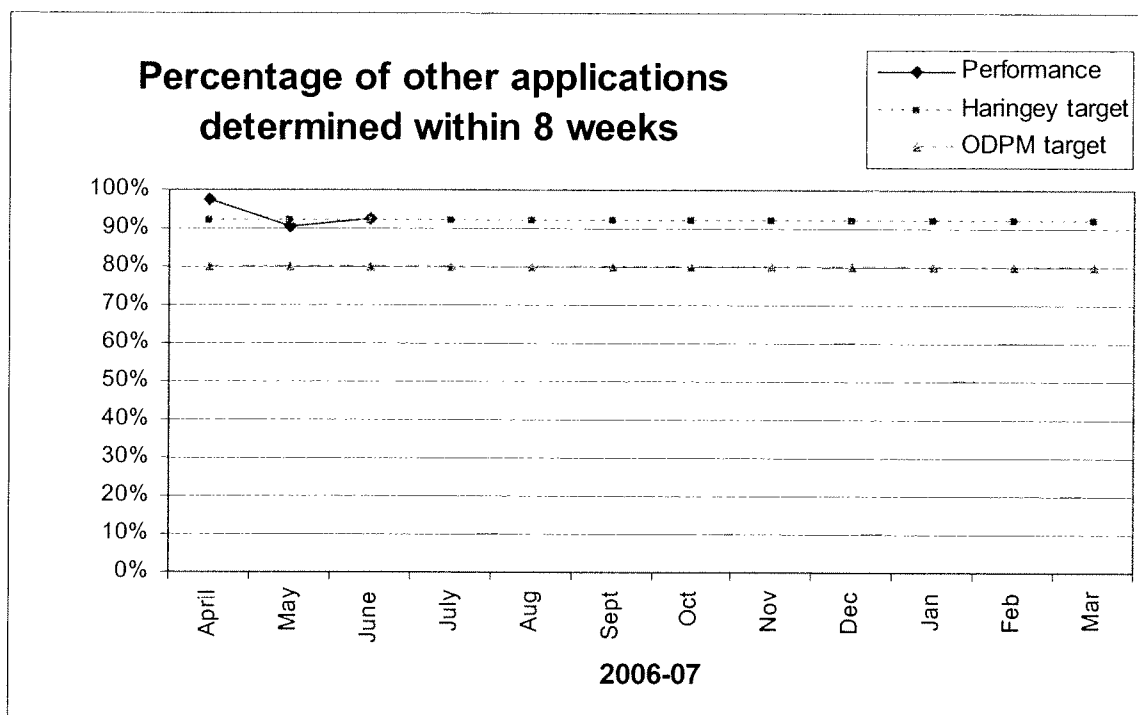


N.B. There were no major decisions in May 2006

Minor Applications 2006/07



Other applications 2006/07



Background/Targets

BV109 is one of the Office of the Deputy Prime Minister (ODPM) Best Value indicators for 2006/07.

It sets the following targets for determining planning applications:

- a. 60% of major applications within 13 weeks
- b. 65% of minor applications within 8 weeks
- c. 80% of other applications within 8 weeks

Haringey has set its own challenging targets for 2006/07 in relation to BV109. These are set out in PEPP Business Plan 2006-09 and are to determine:

- a. 82% of major applications within 13 weeks
- b. 83% of minor applications within 8 weeks
- c. 92% of other applications within 8 weeks

Appendix I

Explanation of categories

The BV109 indicator covers planning applications included in the ODPM PS1/2 statutory return.

It *excludes* the following types of applications - TPO's, Telecommunications, Reserve Matters and Observations.

The definition for each of the category of applications is as follows:

Major applications -

For dwellings, where the number of dwellings to be constructed is 10 or more
For all other uses, where the floorspace to be built is 1,000 sq.m. or more, or where the site area is 1 hectare or more.

Minor application -

Where the development does not meet the requirement for a major application nor the definitions of Change of Use or Householder Development.

Other applications -

All other applications, *excluding* TPO's, Telecommunications, Reserve Matters and Observations.

DEVELOPMENT CONTROL PERFORMANCE STATISTICS

BEST VALUE INDICATOR BV204 - APPEALS AGAINST REFUSAL OF PLANNING PERMISSION

June 2006 Performance

In June 2006 there were 18 planning appeals determined against Haringey's decision to refuse planning permission, with performance being as follows -

39% of appeals allowed on refusals (7 out of 18 cases)

61% of appeals dismissed on refusals (11 out of 18 cases)

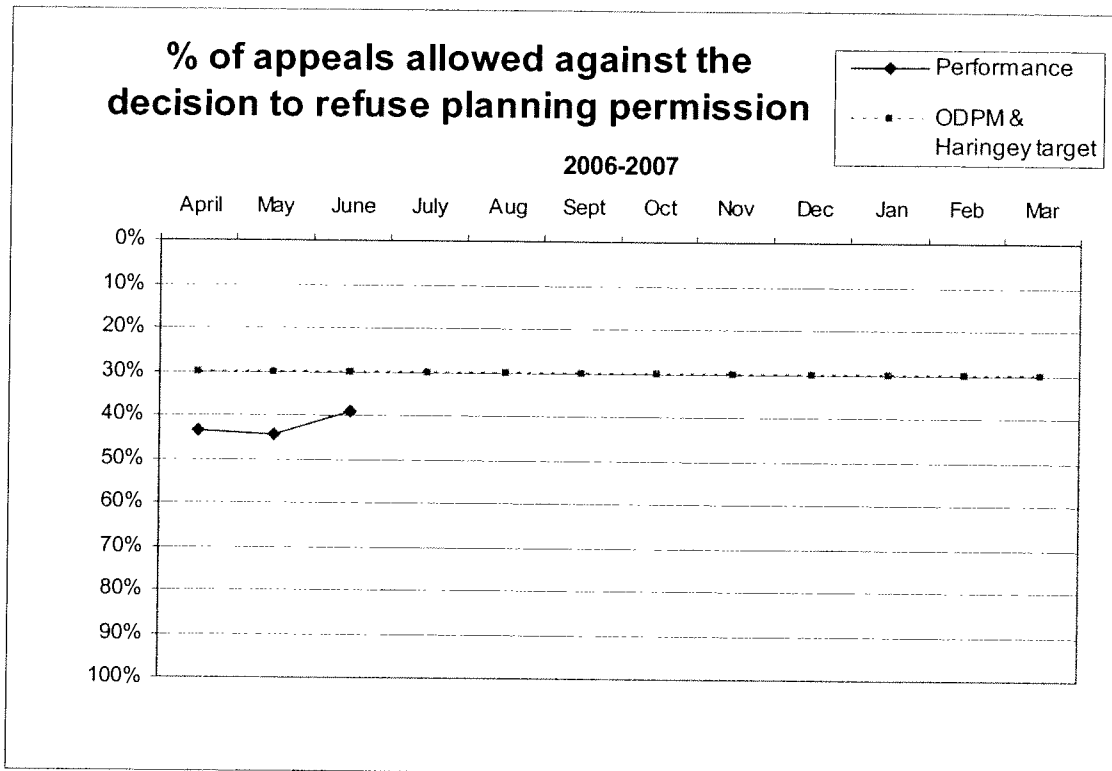
Year Performance – 2006/07

In 2006/07 up to the end of June there were 43 planning appeals determined against Haringey's decision to refuse planning permission, with performance being as follows -

42% of appeals allowed on refusals (18 out of 43 cases)

58% of appeals dismissed on refusals (25 out of 43 cases)

The monthly performance is shown in the following graph:



Background/Targets

BV204 is one of the Office of the Deputy Prime Minister (ODPM) Best Value indicators for 2006/07.

It sets a target for the percentage of appeals allowed against the authority's decision to refuse planning permission.

The target set by ODPM for 2006/07 is 30%^

Haringey has set it's own target for 2006/07 in relation to BV204. This is set out in PEPP Business Plan 2006-09.

The target set by Haringey for 2006/07 is 30%

(^ The lower the percentage of appeals allowed the better the performance)